

# A la carte Expansion: Side dish




## Overview

The **Kochfix** side dish is for quick cooks. When a **Kochfix coffee cup** is uncovered, a race begins. The next person to finish a dish is rewarded with a **Kochfix bonus token**.

## Contents

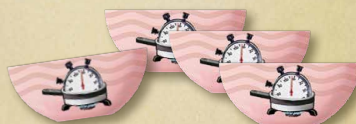
1 Kochfix tray



7 Kochfix bonus tokens



4 Kochfix coffee cups



1 dish:  
Gamer's Best



## Preparation

The **Kochfix tray** is placed in the middle of the table at the start of the game. The **Kochfix coffee cups** are placed on it when they are drawn during the game.



The **Kochfix bonus tokens** are mixed facedown during the preparation and placed next to the **Kochfix tray**.

The bonus tokens usually give you victory points (chef's hats). There is also a cooking star to win.

The primrose in the flower pot is a consolation prize, but it does not count any points.

The **Kochfix coffee cups** are mixed with the other coffee cups during the preparation. This happens only after each player has drawn a coffee cup from the basic game.

## Gameplay with Kochfix

If a player draws a **Kochfix coffee cup** during the game, he places it on a free space of the **Kochfix tray**. Then he draws a new coffee cup. This can happen again if the player pulls more **Kochfix cups**.


The next player who finishes a dish takes a **Kochfix bonus token** and removes a **Kochfix coffee cup** from the tray. This cup is removed from the game.

### The Gamer's Best dish



This new dish is placed in the middle of the table. It can be chosen like any other dish. This dish has all colors, i.e. it can be taken without restrictions.

The special thing about **Gamer's Best**: It cannot be overspiced or oversalted, even 3 or more spices of the same color are allowed.



However, you can't get a cooking star for the dish. **Gamer's Best** cannot burn, but must have at least heat level 1.

